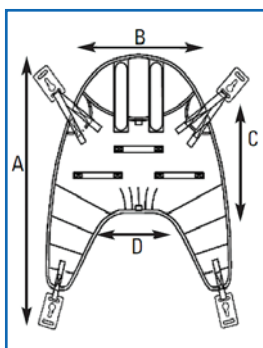


## CRADLE SLING



Designed for use with our new Jasmine lift. Comfort and support of the whole body and head are crucial for those with head, trunk and hip concerns. 4-point attachment clips onto the cradle bar for best positioning in horizontal-to-seated or seated-to-seated transfers. Head support is optional by removing rigidizers.

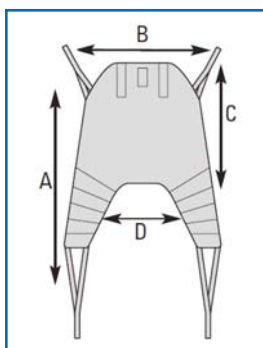
Compatible with the following lifts

- Jasmine™ with cradle accessory

### PRODUCT NUMBER/MATERIAL

SIZE	A	B	C	D	POLYESTER FABRIC
S	42.6"	33.1"	28.8"	15.0"	3483777
M	55.9"	39.4"	32.7"	15.8"	3483778
L	61.1"	43.3"	36.2"	20.1"	3483779
XL	66.2"	45.3"	36.2"	21.7"	3485949

## UNIVERSAL HIGH SLING



Supports the whole body and head in transfers to/from seated or lying position. Offers a comfortable recline for those with limited head, trunk or hip control. Universal High Sling allows arms to hang outside the sling.

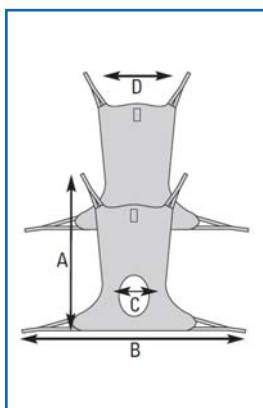
Compatible with the following lifts

- Jasmine™
- Reliant 450, 600

### PRODUCT NUMBER/MATERIAL

SIZE	A	B	C	D	POLYESTER FABRIC	SPACER FABRIC
S	42.6"	33.1"	28.8"	15.0"	2483777	2485956
M	55.9"	39.4"	32.7"	15.8"	2483778	2485957
L	61.6"	43.3"	36.2"	20.1"	2483779	2485958
XL	66.2"	45.3"	36.2"	21.7"	2485949	2485959

## COMFORT SLING and COMFORT SLING with COMMODE OPENING



Amputees and residents with chronic or postural pain have delicate needs that may require a constant seated position. Our Comfort Slings transfer them from a horizontal to seated position, with an additional model if toileting is also required.

### PRODUCT NUMBER/MATERIAL

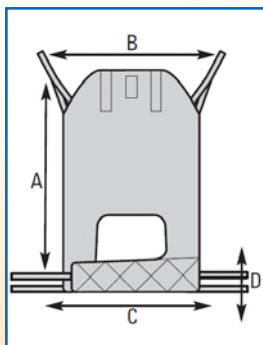
COMFORT SLING		COMFORT SLING w/TOILETING OPENING	
NET FABRIC	SPACER FABRIC	POLYESTER FABRIC	SPACER FABRIC

SIZE	A	B	C	D	NET FABRIC	SPACER FABRIC	POLYESTER FABRIC	SPACER FABRIC
S	42.6"	33.1"	28.8"	15.0"	2485968	2485554	2451092	2451097
M	55.9"	39.4"	32.7"	15.8"	2485969	2485777	2451093	2451098
L	61.6"	43.3"	36.2"	20.1"	2485970	2485778	2451094	2451099
XL	66.2"	45.3"	36.2"	21.7"	2485947	2451090	2451095	2451100

Compatible with the following lifts

- Jasmine™
- Reliant™ 450, 600

## EASY-FIT SLING



For those with more challenging physical disabilities, including amputees, this sling supports the whole body and head in an upright position with separate leg supports and optimal hip position.

Compatible with the following lifts

- Jasmine™
- Reliant™ 450, 600

### PRODUCT NUMBER/MATERIAL

SIZE	A	B	C	D	POLYESTER FABRIC
S	44.5"	29.9"	25.2"	7.1"	2451102
M	47.3"	31.5"	26.6"	7.5"	2451103
L	50.0"	33.9"	28.4"	8.3"	2451104
XL	54.8"	37.0"	30.7"	8.7"	2451105